

UTS:

HELPS

HIGHER EDUCATION LANGUAGE AND PRESENTATION SUPPORT

How to Improve your Writing using Turnitin®



UTS:

HELPS

HIGHER EDUCATION LANGUAGE AND PRESENTATION SUPPORT

UTS:HELPS

U:Learn U:PASS U:Connect



David Sotir - Advisor

CB01.05.25



9514 9733



helps@uts.edu.au



www.helps.uts.edu.au

Workshop Objectives

Learn how to:

- use Turnitin[®], **discover** its key functions and obtain assignment feedback
- **interpret** and **understand** Turnitin[®] reports
- use report feedback to **improve** your assignment writing skills

"Are these my words?"



turnitin

Make sure you know

Why use Turnitin®?

- ➔ Promotes **academic integrity** (plagiarism prevention) by checking the similarity of students' work to original sources.
- ➔ Eliminates the time-consuming process of verifying student authorship by presenting **easy-to-use reports** that show how much of a document is original, cited from other sources, or unoriginal.
- ➔ Students **learn the importance of original writing** and attribution - this fosters critical thinking skills that are important to student success.

Getting Started

➔ Watch this QuickStart Guide to using Turnitin®



<https://www.youtube.com/watch?v=y3XDDwlyWJg#t=127>

1. *Play intro from (0:00 – 0:20)*
2. *Skip account setup segment*
3. *Play “Submitting an Assignment” (1:25 – 2:22)*
4. *Play “Viewing Originality Reports” (2:23 – 3:02)*
5. *Play “Viewing Feedback & Grading” (3:03 – 3:38)*

Post-submission Report

The Goliath of the Sea

The majestic blue whale, the goliath of the sea, certainly stands alone within the animal kingdom for its adaptations beyond its massive size. At 30 metres (98 ft) in length and 190 tonnes (210 short tons) or more in weight, it is the largest existing animal and the heaviest that has ever existed. Despite their incomparable mass, aggressive hunting in the 1900s by whalers seeking whale oil drove them to the brink of extinction. But there are other reasons for why they are now so endangered.

The blue whale's common name derives from bluish-hue that covers the upper side of its body, while its Latin designation is *Balaenoptera musculus*. The blue whale belongs to the Mysticeti suborder of cetaceans, also known as baleen whales, which means they have fringed plates of fingernail-like material, called baleen, attached to their upper jaws. Blue whales feed almost exclusively on krill, though they also take small numbers of copepods. An adult blue whale can eat up to 40 million krill in a day.

These gargantuan beasts used to dominate all the oceans of the Earth up until the late nineteenth century, when the technology was developed to effectively hunt and harvest them. In 1864, the Norwegian Svend Foyn equipped a steamboat with harpoons specifically designed for catching large

43%
SIMILAR

Match Overview

1	en.wikipedia.org Internet source	17%
2	www.squidoo.com Internet source	12%
3	Submitted to Also Nig... Student paper	8%
4	animals.nationalgeogr... Internet source	7%

THINK ABOUT IT

- ➔ What does the % mean? Is a higher score good or bad? Why?
- ➔ Why are sections of the text highlighted?
- ➔ What is the significance of the list on the right-hand side?

Originality Check Demo

➔ Watch this video which highlights how to use the Turnitin® Originality Check Report



<https://www.youtube.com/watch?v=8DiuQ9qnCUE>

Originality

GradeMark

PeerMark

Film Essay

BY TOM SAWYER

turnitin

19%

SIMILAR

OUT OF 100

Overall Similarity Index

Match Overview

View all sources

Auteur theory was articulated in the 1950s by French film critics, most notably by Francois Truffaut. The concept describes the mark of a film director in terms of: thematic or stylistic consistencies, personal aesthetic vision, recurring themes, established technique, a defined view of the world and a significant degree of control over production. The works of an auteur director are stamped by the personality and unique artistic vision of its creator, and are as recognisable and distinctive as the creators of any other work of art. In auteur films, it is the director who controls the artistic statement, takes credit for the film and is responsible for attracting the audience.

When auteur theory was being developed, Alfred Hitchcock was frequently acknowledged as the consummate exemplar, and his name evokes immediate expectations in terms of themes and techniques. As befits the master of mystery and suspense, his films play with the audience's nerves, sexually or tabooed areas assume central or implicit places in his work (the latent homosexuality of Strangers on a Train, the parody of an Oedipus complex in Psycho and the traumatic remembrance of repressed memories of Marnie), there is a persistent element of black comedy, and frequent eccentric characterisations. Hitchcock was influenced by the German Expressionists, and admired their ability "to express ideas in purely visual terms" (Spoto 68). It is this visual expression of thought and psychology that Hitchcock achieves throughout his films.

Hitchcock's films are marked by his mastery of cinematic technique which is exemplified in his use of camera viewpoints, elaborate editing and soundtrack to build suspense. Notable includes an incredible zoom in from a high shot

Match overview

Click on a source in the right hand pane to view the matching text in your document

1	www.slideshare.net Internet source	4%
2	www.antiessays.com Internet source	3%
3	Submitted to Edge Hill... Student paper	3%
4	socrates.berkeley.edu Internet source	3%
5	www.dreamcast2k.com Internet source	2%

Filter the report to include or exclude the bibliography, quotations and/or small matches

Paper information

Download/print a PDF version of the Originality Report or the Digital Receipt

Click within the text to view the source

PAGE: 1 OF 3

Text-Only Report

UTS:

HELPS

HIGHER EDUCATION LANGUAGE AND PRESENTATION SUPPORT

DIFFERENT TYPES OF FEEDBACK YOU MIGHT RECEIVE.....

UTS:

HELPS

HIGHER EDUCATION LANGUAGE AND PRESENTATION SUPPORT

PRAISE
MAKES YOU
FEEL GOOD
CRITIQUE
MAKES YOU
BETTER

- ➔ **Pop-up comments**
- ➔ **General comments**
- ➔ **Direct-text comments**
- ➔ **Highlighted text with pop-up comments**

Pop-up comments - students hover over icon to view feedback.

Main window displays the student's work.

Lorem ipsum dolor sit amet, consectetur adipiscing elit. Maecenas porttitor congue massa. Fusce posuere magna sit amet dolor. Nullam aliquam mauris sit amet libero. In suscipit nunc eros. Quis ultricies mauris ut euismod ante.

Nunc viverra imperdiet enim. Fusce est. Vivamus a tellus.

Pellentesque habitant morbi tristique senectus et netus et malesuada fames ac turpis egestas. Proin pharetra nonummy pede. Mauris et orci.

Aenean nec lorem. In porttitor. Donec laoreet nonummy.

Suspendisse dui purus, scelerisque at, vulputate vitae, pretium mattis, nunc. Mauris eget neque at sem venenatis eleifend. Ut nonummy.

Fusce aliquet pede non pede. Suspendisse dapibus elit.

Donec blandit feugiat ligula. Donec hendrerit, felis sed cursus, purus. Donec ut est.

Etiam eget dui. Aliquam erat volutpat. Sed at lorem in nunc porta tristique.

Proin nec augue. Quisque aliquam tempor magna. Pellentesque habitant morbi tristique senectus et netus et malesuada fames ac turpis egestas.

Nunc ac magna. Maecenas odio dolor, vulputate vel, auctor ac, accumsan id, felis. Pellentesque cursus sagittis felis.

Some feedback on this part of your work.

Edit

Direct text comments - short margin comments

A comment on this part of your work.

General Comments

Here is the overall feedback for your whole piece of work.

Pellentesque habitant morbi tristique senectus et netus et malesuada fames ac turpis egestas. Proin semper, ante vitae sollicitudin posuere, metus quam iaculis nibh, vitae scelerisque nunc massa eget pulvinar. Sed vehicula interdum vel. Ut quisque vel, faucibus pellentesque. Donec ut est, consectetur eget, consequat quis, temporibus quis, wisi. In in nunc. Class aptent lacini sociosqu ad morbi torquent per conubia nostra, per inceptos hymenaeos.

Donec ullamcorper fringilla eros. Fusce in sapien eu purus dapibus commodo. Cum sociis natoque penatibus et magnis dis parturient montes, nascetur ridiculus mus.

Cras faucibus condimentum odio. Sed ac ligula.

Aliquam erat volutpat. Etiam in ligula et tellus ullamcorper. In fermentum, lorem non purus porttitor. Nam urna ac, mauris in, wisi. In nec nisi. Ut tincidunt volutpat orci. Mauris eleifend nulla eget mauris. Sed cursus

Overall feedback area.

Highlighted text with pop-up comment

Referencing

UTS:

HELPS

HIGHER EDUCATION LANGUAGE AND PRESENTATION SUPPORT

➔ **Rubric comments**

Six Traits of Writing Saved

CRITERIA	SCALES					
	Exceptional 6.00	Strong 5.00	Adequate 4.00	Developing 3.00	Emerging	
Sentence %	with carefully honed cadences make oral reading expressive, easy, and enjoyable • Sentences sound fluent and natural • Sentence structure draws attention to key ideas and	have an easy flow and rhythm that make oral reading easy, and enjoyable • Sentences sound fluent and natural • Sentence structure enhances meaning	flow and rhythm that make oral reading easy • Sentences sound natural though they may lack in grace • Sentence structure is effective • Sentences are somewhat varied in structure, length, beginnings.	mechanical feel that makes oral reading less fluid and inviting • Sentences may sound stilted or unnatural at points • Sentence structure is usually correct for simple sentences but is sometimes awkward in more	create an awkward feel makes oral reading difficult • Sentences are stilted or poorly formed • Sentence structure weak; there may be frequent run-ons or fragments	
Voice %	• Expressive, engaging, sincere writing • Appropriate voice for audience and purpose • Exceptional awareness of audience • Writer shines through text • Topic comes to life for the reader	• Expressive, engaging, sincere writing • Appropriate voice for audience and purpose • Strong awareness of audience • Easy to discern a sense of the writer • Topic is made interesting or	• Writing is frequently expressive, engaging, or sincere • Appropriate voice for audience and purpose is usually used • Aware of the audience • A sense of the writer is sometimes felt • Topic is made interesting or	• Writing is sometimes expressive, engaging, or sincere • Voice is sometimes inappropriate for the audience or purpose • Limited awareness of the audience • A sense of the writer is	• Writing tends to be mechanical though the attempt to engage the rare points • Voice is generally inattentive for the audience or purpose • Writing displays a lack of awareness of the audience	
Conventions %	• Exceptionally strong control of standard writing conventions • A wide range of conventions, including complex conventions, are used • Writer may manipulate conventions for stylistic effects • Errors are so few they must be	• Strong control of standard writing conventions • A wide range of conventions are used; complex conventions may be attempted • Few errors; little or no editing is needed • Skillful control of conventions	• Moderate control of standard writing conventions • A variety of conventions are used or attempted • Minor errors; some editing is needed • Moderate control of conventions supports	• Limited control of standard writing conventions • Basic conventions are used • Moderate errors; editing is needed • Lapses in control of conventions sometimes distract the reader or otherwise impede the reader's ability to move through the text	• Little control of standard writing conventions • Basic conventions are attempted but often neglected • Significant errors; some editing is needed • Frequent, serious lapses in control of conventions	

RUBRIC SCORE: 5.33 / 6 RUBRIC PERCENTAGE: 89%

Apply rubric percentage to grade Close

turnitin 22% SIMILAR 89 OUT OF 130

Rubrics

Six Traits of Writing

Your rubric is expanded in another window.

[Bring the rubric to the top](#)

To access your rubric in the sidebar, close the other window containing your expanded rubric.


TIP: When your rubric is expanded in another window, you can utilize other GradeMark sidebar tools such as QuickMarks and Comments.

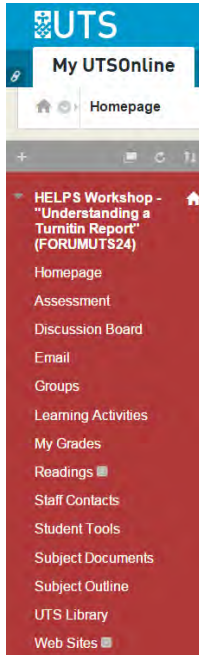
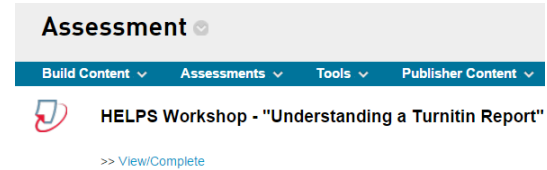
Prey versus predator.

Two grand and similar spirits that cannot exist as one, bound by the constraints of misinterpreted honor and the chains of the past.

Javert, born in jail, saw himself as an ostracized adolescent with but two paths open to him. He could choose either to be a policeman or a criminal. He chose to be

Now it's your turn! Work with a partner.

- All participants in this workshop have automatically been enrolled in “HELPS Workshop – Understanding a Turnitin® Report”
- Log into UTSONline (<https://online.uts.edu.au/>) and find the link to this workshop under “My Subjects”. Then click on “Assessment”. **Alternatively**, you can access any currently enrolled subject.
- Submit a text that you have written (e.g. an assignment or a draft piece) through the workshop portal by clicking on the Turnitin® icon.  **Alternatively**, retrieve a copy of a previously submitted assignment.
- Your submission of any text through the workshop portal will **NOT** impact on your past, present or future grade/assessment or similarity score index on this occasion.



What did you notice? Work with a partner.

DISCUSS

- What was your **Similarity Score Index (SSI)**?
- What do you think this really **means for you**?
- What parts of your document are **highlighted**? Are there any **comments**? What do these mean?
- What do the **links in the right-hand column** represent?
- What might you **change** about your text to **improve** your writing?

What if your report mentions.....?

- **Paraphrasing** (for paraphrasing techniques, watch the HELPS online tutorial at: <http://www.uts.edu.au/current-students/support/helps/self-help-resources/academic-writing/paraphrasing>)
- **Punctuation e.g. quotation marks** (for a guide to using punctuation marks, go to: <http://www.uts.edu.au/sites/default/files/article/downloads/Punctuation%20Factsheet.pdf>)
- **Grammar errors** (for advice on improving grammar, go to: <http://www.uts.edu.au/current-students/support/helps/self-help-resources/grammar>)
- **Writing skills** (for advice on essay & report writing, literature reviews, case study & reflective writing, go to: <http://www.uts.edu.au/current-students/support/helps/self-help-resources/academic-writing>)

Preventing Plagiarism

Not sure what *plagiarism* actually is?

→ **CHECK:**

<https://avoidingplagiarism.uts.edu.au/>

<http://www.uts.edu.au/current-students/support/>

[helps/self-help-resources/referencing-and-plagiarism/avoiding-plagiarism](https://www.uts.edu.au/current-students/support/helps/self-help-resources/referencing-and-plagiarism/avoiding-plagiarism)

→ **ATTEND:**

HELPS Referencing workshop

<http://www.uts.edu.au/current-students/support/helps/daily-workshops>

→ **USE:**

HELPS Self-help Resources online

<http://www.uts.edu.au/current-students/support/helps/self-help-resources>



Important to Note!

- A high Similarity Score Index in Turnitin® **does not** necessarily constitute **plagiarism**
- Turnitin® is a **data matching application only** – your assessor/instructor has the discretion to determine if material is plagiarised
- Check with your instructor as to whether you are permitted to submit your work through Turnitin® **multiple times or only once**

Remember!

- Check with your lecturer whether they require a hard copy of your assignment **and/or** an electronically-submitted soft copy (via Turnitin®). **In-text referencing** is always required but confirm how your **reference list** should be submitted.
- Ensure you carefully note the feedback provided in your graded assessment – **effectively and ethically incorporate that feedback into future assignments.** Using feedback is the key to improving.
- Using Turnitin® raises your awareness to acknowledge and correctly **reference all original sources of information** used in your assignment.

UTS:

HELPS

HIGHER EDUCATION LANGUAGE AND PRESENTATION SUPPORT



What to do if you need more help using Turnitin®

→ Contact **academic staff** such as your tutor, instructor, lecturer or subject co-ordinator about your assignment feedback, either face-to-face in class, or via email/discussion board

→ Visit **HELPS** and talk to a **HELPS Advisor**:

www.helps.uts.edu.au

→ Contact **IT Support** for any technical issues:

<http://www.uts.edu.au/current-students/managing-your-course/using-uts-systems/it-support>



UTS:

HELPS

HIGHER EDUCATION LANGUAGE AND PRESENTATION SUPPORT

UTS:HELPS

U:Learn U:PASS U:Connect



www.helps.uts.edu.au